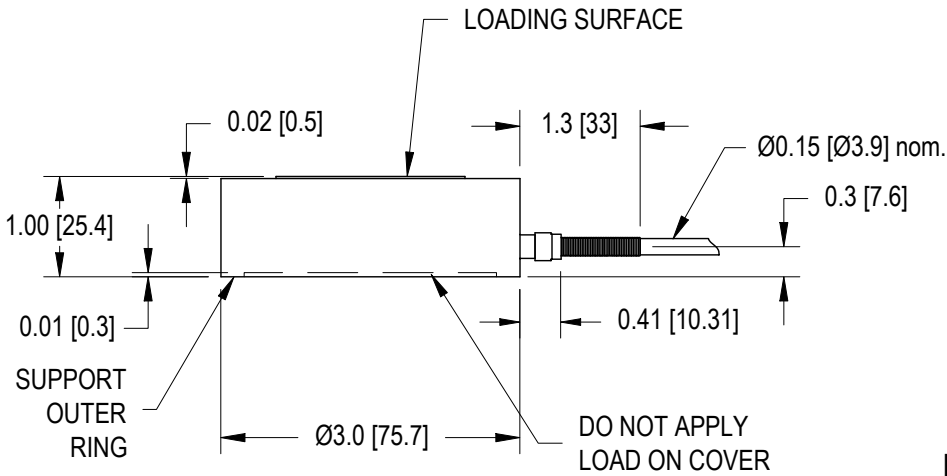
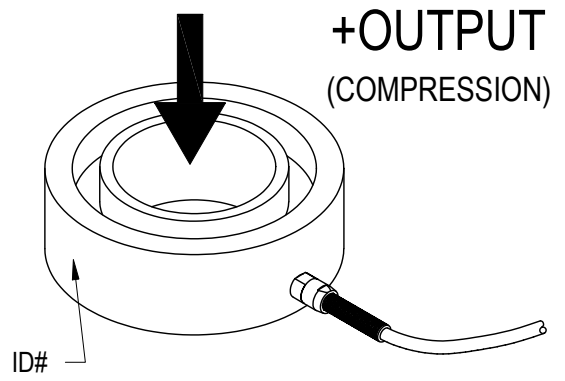
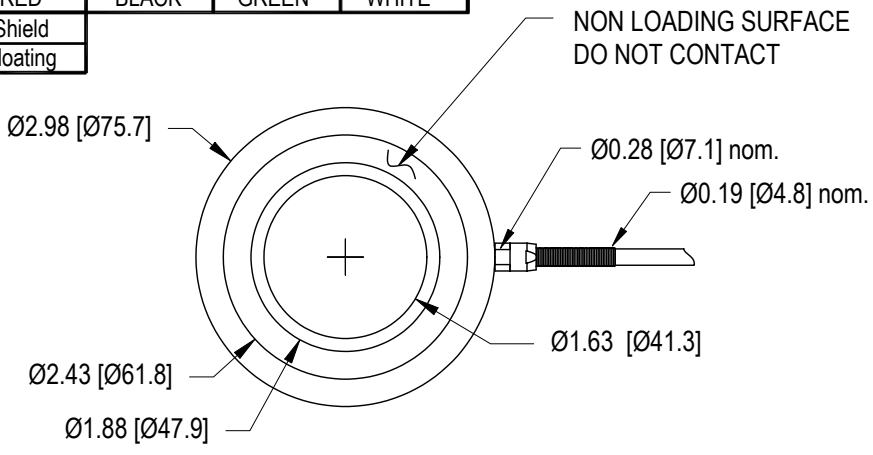


FUTEK MODEL LTH500

CUSTOM DONUT/ THRU HOLE LOAD CELL W/ 1 5/8 ID

STOCK NUMBER: QSH00229

INCH [mm]		R.O.= Rated Output	
WIRING CODE			
+Excitation	-Excitation	+Signal	-Signal
RED	BLACK	GREEN	WHITE
Shield			
Floating			



SPECIFICATIONS:

RATED OUTPUT	2 mV/V nom.
CAPACITY	15000 lbs [66720 N]
SAFE OVERLOAD	150% of R.O.
ZERO BALANCE	±1% of R.O.
EXCITATION (VDC OR VAC)	18 MAX
BRIDGE RESISTANCE	700 Ω nom
NONLINEARITY	±0.5% of R.O.
HYSTERESIS	±0.5% of R.O.
NONREPEATABILITY	±0.5% of R.O.
TEMP. SHIFT ZERO	±0.005% of R.O./°F [0.01% of R.O./°C]
TEMP. SHIFT SPAN	±0.005% of LOAD/°F [0.01% of LOAD/°C]
COMPENSATED TEMP.	60 to XXX°F (XX to XXX°C)
OPERATING TEMP.	-60 to 200°F [-50 to 93°C]
WEIGHT	26 oz [737 g]
MATERIAL	17-4PH S.S.
CABLE: #24 AWG, 4 Conductor, Spiral Shielded Teflon Cable 10 ft [3 m] Long	

NOTE:

WHILE TORQUING BOLTS, HIGH TENSION FORCES WILL OCCUR DURING INSTALLATION, WHICH COULD RESULT IN OVERLOADING THE SENSOR. FUTEK RECOMMENDS CONNECTING SENSOR TO A SYSTEM IN ORDER TO MONITOR THE APPLIED FORCES. FUTEK IS NOT LIABLE OR RESPONSIBLE FOR THE MISHANDLING OF THE SENSOR DURING INSTALLATION.



SCIGATE AUTOMATION (S) PTE LTD

No.1 Bukit Batok Street 22 #01-01 Singapore 659592
 Tel: (65) 6561 0488 Fax: (65) 6562 0588
 Email: sales@scigate.com.sg Web: www.scigate.com.sg
 Business Hours: Monday - Friday 8.30am - 6.15pm

MATERIAL:	—
HEAT TREATMENT - FINISH:	—
REVISIONS: (Refer to dwg # revision sheet)	△ -

OUTLINE DRAWING

STANDARD NOTES: (Unless Otherwise Specified)

- ALL DIMENSIONS ARE IN INCHES
- DRAWING INTERPRETATION DIMS. PER ASME-Y14.5M
- REMOVE BURRS AND BREAK SHARP EDGES .005 - .015
- THREADS PER HANDBOOK H-28
- DIMENSIONS ARE SHOWN AFTER PLATING

ANGLE: ±1/2°
 CHAMFER: ±5°
 TOLERANCE:
 .X ±0.1
 .XX ±0.01
 .XXX ±0.005

3rd ANGLE PROJ.

This drawing is submitted solely for the information and exclusive use of the original addressee. It is not to be divulged in whole or in part, by any firm or individual without written permission from:

FUTEK

ADVANCED SENSOR TECHNOLOGY, INC.
 10 THOMAS
 IRVINE, CA 92618 USA
 Phone: (949) 465-0900
 Fax: (949) 465-0905

CAGE: 1X8M6	MODEL: LTH500	DWG No.: FO1190
DRAWN BY: R. WALKER	APPROVED BY: J. VARGAS	CHECKED BY: -
DATE: Sept 24, 2007		