

Full IP65 EAC BOX PC

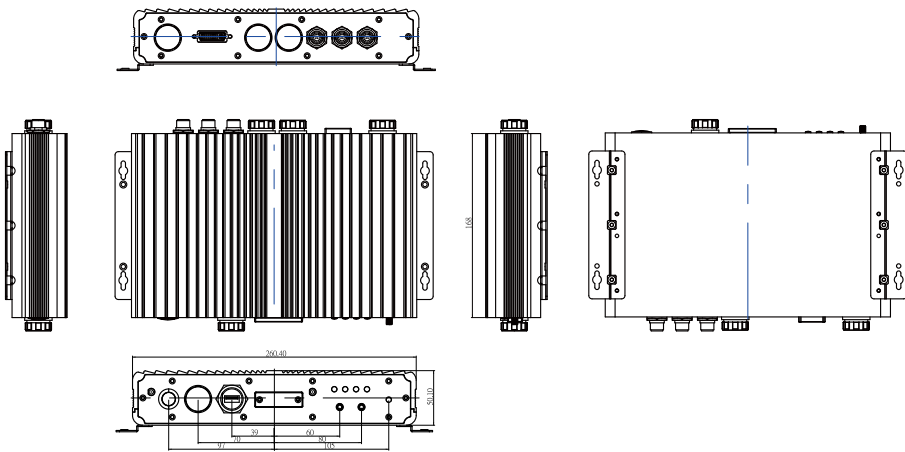
Full IP65 / NEMA4 BOX PC

F65EAC-IV32

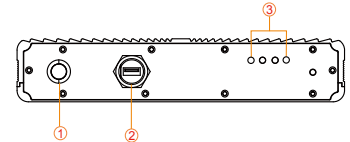


Features:

- Intel® Core i7-3517UE 1.7GHz
- Intel® Express Chipset HM76
- Aluminum Profile with Fin
- Ultra compact size with Fanless Design
- Support mSATA SSD and micro SD card
- One mini-PCIe socket expansion
- 9~36V DC with isolation

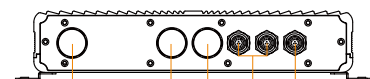


Front side



1. Power Button
2. USB 2.0 Type A-Female
3. LED Indicators (Power/HDD/LAN)

Rear side



1. Power
2. VGA
3. 2 x USB2.0
4. 2 x LAN
5. 1 x COM

Optional

- Antenna
- GPIO
- 1 x COM
- SIM/micro SD Card Socket
- DVI or HDMI (either one)
- Line-in
- Line-out

* Note: this is a simplified drawing and some components are not marked in detail. Please contact our sales representative if you need further product information.

System Specification

Processor	: Intel® Core i7-3517UE Processor (4M Cache, 1.7 GHz) 17W
BIOS	: AMI 16Mbit Flash
System Chipset	: Intel® Express Chipset HM76
System Memory	: 1 x SO-DIMM DDR3L 1600, max. 8GB
Ethernet Controller	: Intel 82579-LM PHY + Intel WG82574L GbE
Expansion Slot	: 1 x Mini PCIe slot (for 3G or WiFi module)
Watchdog timer	: 256 Levels

I/O Connectors

Front Side I/O	: 1 x Power Button 1 x USB2.0 Type A-Female 1 x micro SD card socket (Optional) 1 x SIM card socket (Optional) 1 x 8 Channels GPIO (Optional) 1 x Line-in / Line-out (Optional)
Back Side I/O	: 1 x Power Input (9~36V DC) 2 x USB2.0 1 x RS232 2 x LAN 1 x DVI or HDMI (either one) (Optional) 1 x VGA 1 x RS232 (Optional)

Environment Considerations

Operating Temperature	: 0°C to 50°C -20 to 60 deg.C (By Request)
Operating Humidity	: 5% to 95% (non condensing)
Anti-Vibration	: 5Hz~500Hz / 1 Grms/3 Axis
Anti Shock	: 15G, 11ms duration

Ordering Information (Default)

Storage	: 32GB mSATA SSD MLC (Default)
Memory	: 2GB SO-DIMM DDR3L 1600 (Default)
OS Support	: Win 10 IoT / Windows 8 / Windows 7 / XP Embedded
Power Input	: 9~36V DC with isolation

Mechanical and Power

Dimensions (L x W x H)	: 260.4mm x 168mm x 50mm
Construction	: Aluminum housing
Power Input	: 9~36V DC with isolation
Mounting	: Wall-mount / Desktop

Note: All Specifications are subject to change without prior notice!
Optional two sides waterproof connector for needing to connect Winmate stainless series Panel PC or Display

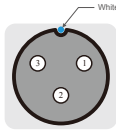
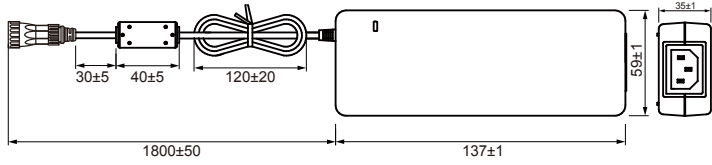
Full IP65 EAC BOX PC

Full IP65 / NEMA4 BOX PC

F65EAC-IV32

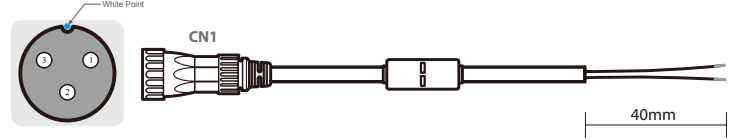
Standard

Power Cable with Adaptor



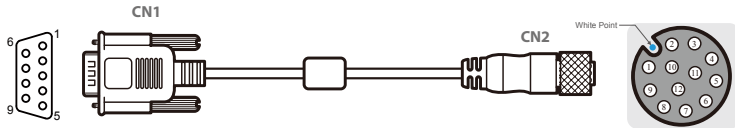
Pin No.	Symbols	Color
CN1-3	GND	Black
CN1-2	shield	
CN1-1	VCC	White

DC Power Cable



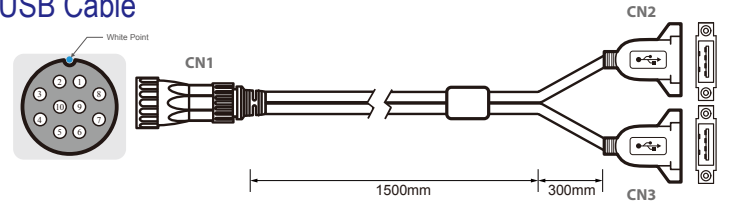
Pin No.	Symbols	Color		Pin No.	Symbols	Color
CN1-1	VCC	Red	↔	Open	VCC	Red
CN1-3	GND	Black	↔	Open	GND	Black
CN1-2	Shield				Shield	

Serial Cable



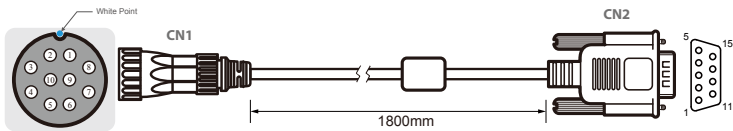
Pin No.	Symbols	Color		Pin No.	Symbols	Color
CN1-1	DCD-CON2	Green	↔	CN2-1	DCD-CON2	Green
CN1-6	DSR-CON2	Brown	↔	CN2-2	DSR-CON2	Brown
CN1-2	RXD-CON2	Red	↔	CN2-3	RXD-CON2	Red
CN1-7	RTS-CON2	Orange	↔	CN2-4	RTS-CON2	Orange
CN1-3	TXD-CON2	Blue	↔	CN2-5	TXD-CON2	Blue
CN1-8	CTS-CON2	White	↔	CN2-6	CTS-CON2	White
CN1-4	DTR-CON2	Purple	↔	CN2-7	DTR-CON2	Purple
CN1-9	RI-CON2	Yellow	↔	CN2-8	RI-CON2	Yellow
CN1-5	GND-CON2	Black	↔	CN2-9	GND-CON2	Black

USB Cable



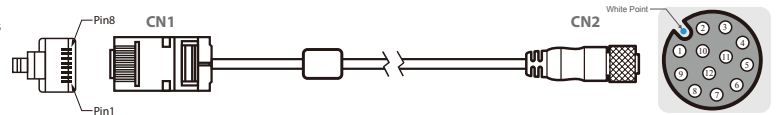
Pin No.	Symbols	Color		Pin No.	Symbols	Color
CN1-1	VCC	RED	↔	CN2-1	VCC	RED
CN1-2	VCC	RED	↔	CN3-1	VCC	RED
CN1-3	D-	WHITE	↔	CN2-2	D-	WHITE
CN1-4	D-	WHITE	↔	CN3-2	D-	WHITE
CN1-5	D+	GREEN	↔	CN2-3	D+	GREEN
CN1-6	D+	GREEN	↔	CN3-3	D+	GREEN
CN1-7	GND	BLACK	↔	CN2-4	GND	BLACK
CN1-8	GND	BLACK	↔	CN3-4	GND	BLACK
CN1-9	Braid		↔	Braid connect to the housing		

VGA Cable



CN1				CN2		
Pin No.	Symbols	Color		Pin No.	Symbols	Color
1	R	Red	↔	1	R	Red
2	R-GND	Black	↔	6	R-GND	Black
3	G	Green	↔	2	G	Green
4	G-GND	Black	↔	7	G-GND	Black
5	B	Blue	↔	3	B	Blue
6	B-GND	Black	↔	8	B-GND	Black
7	SDA	Yellow	↔	12	SDA	Yellow
8	HS	Orange	↔	13	HS	Orange
9	VS	White	↔	14	VS	White
10	SCL	Brown	↔	15	SCL	Brown
				4	HS-GDN	
				5	NC	
				9	NC	
				10	NC	
				11	VS-GDN	

LAN Cable



Pin No.	Symbols	Color		Pin No.	Symbols	Color
CN1-1		white/orange	↔	CN2-1		white/orange
CN1-2		orange	↔	CN2-2		orange
CN1-3		white/green	↔	CN2-3		white/green
CN1-4		blue	↔	CN2-4		blue
CN1-5		white/blue	↔	CN2-5		white/blue
CN1-6		green	↔	CN2-6		green
CN1-7		white/brown	↔	CN2-7		white/brown
CN1-8		brown	↔	CN2-8		brown
CN1-9	NC		↔			
CN1-10	NC					

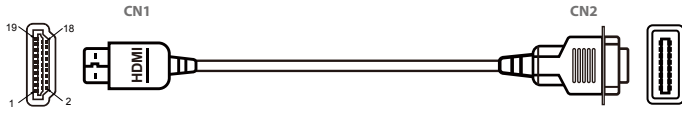
Full IP65 EAC BOX PC

Full IP65 / NEMA4 BOX PC

F65EAC-IV32

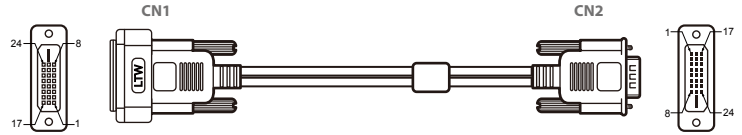
Optional

HDMI Cable



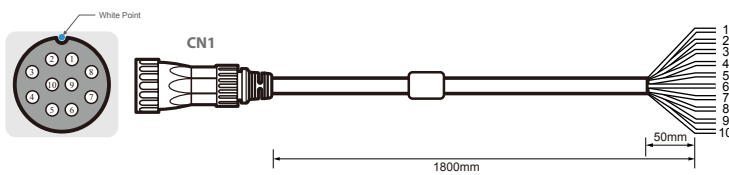
Pin No.	Symbols	Color		Pin No.	Symbols	Color
CN1-1	TMDS DATA2+	Green	↔	CN2-1	TMDS DATA2+	Green
CN1-2	Shield	Black	↔	CN2-2	Shield	Black
CN1-3	TMDS DATA2-	White	↔	CN2-3	TMDS DATA2-	White
CN1-4	TMDS DATA1+	Blue	↔	CN2-4	TMDS DATA1+	Blue
CN1-5	Shield	Black	↔	CN2-5	Shield	Black
CN1-6	TMDS DATA1-	White	↔	CN2-6	TMDS DATA1-	White
CN1-7	TMDS DATA0+	Yellow	↔	CN2-7	TMDS DATA0+	Yellow
CN1-8	Shield	Black	↔	CN2-8	Shield	Black
CN1-9	TMDS DATA0-	White	↔	CN2-9	TMDS DATA0-	White
CN1-10	TMDS Clock+	Orange	↔	CN2-10	TMDS Clock+	Orange
CN1-11	Shield	Black	↔	CN2-11	Shield	Black
CN1-12	TMDS Clock-	White	↔	CN2-12	TMDS Clock-	White
CN1-15	SCL	White	↔	CN2-15	SCL	White
CN1-16	SDA	Pink	↔	CN2-16	SDA	Pink
CN1-18	VCC 5V	Red	↔	CN2-18	VCC 5V	Red
CN1-19	Hot Plug Detect	Purple	↔	CN2-19	Hot Plug Detect	Purple

DVI Cable



CN1			CN2	
Pin No.	Symbols		Pin No.	Symbols
CN1-1	TMDS Data2-	↔	CN2-1	TMDS Data2-
CN1-2	TMDS Data2+	↔	CN2-2	TMDS Data2+
CN1-3	TMDS Data2 Shield	↔	CN2-3	TMDS Data2 Shield
CN1-4	NC		CN2-4	NC
CN1-5	NC		CN2-5	NC
CN1-6	DDC Clock	↔	CN2-6	DDC Clock
CN1-7	DDC Data	↔	CN2-7	DDC Data
CN1-8	NC		CN2-8	NC
CN1-9	TMDS Data 1-	↔	CN2-9	TMDS Data 1-
CN1-10	TMDS Data 1+	↔	CN2-10	TMDS Data 1+
CN1-11	TMDS Data 1 Shield	↔	CN2-11	TMDS Data 1 Shield
CN1-12	NC		CN2-12	NC
CN1-13	NC		CN2-13	NC
CN1-14	+5V Power	↔	CN2-14	+5V Power
CN1-15	Ground	↔	CN2-15	Ground
CN1-16	Hot Plug Detect	↔	CN2-16	Hot Plug Detect
CN1-17	TMDS Data 0-	↔	CN2-17	TMDS Data 0-
CN1-18	TMDS Data 0+	↔	CN2-18	TMDS Data 0+
CN1-19	TMDS Data 0 Shield	↔	CN2-19	TMDS Data 0 Shield
CN1-20	NC		CN2-20	NC
CN1-21	NC		CN2-21	NC
CN1-22	TMDS Data Clock Shield	↔	CN2-22	TMDS Data Clock Shield
CN1-23	TMDS Clock+	↔	CN2-23	TMDS Clock+
CN1-24	TMDS Clock-	↔	CN2-24	TMDS Clock-

GPIO Cable



Pin No.	Symbols	Color		Pin No.	Symbols	Color
CN1-1	GDN	Black	↔	CN2-1	GDN	Black
CN1-2	5V	Brown	↔	CN2-2	5V	Brown
CN1-3	OUT3	Red	↔	CN2-3	OUT3	Red
CN1-4	OUT1	Orange	↔	CN2-4	OUT1	Orange
CN1-5	OUT2	Yellow	↔	CN2-5	OUT2	Yellow
CN1-6	OUT0	Green	↔	CN2-6	OUT0	Green
CN1-7	INT3	Blue	↔	CN2-7	INT3	Blue
CN1-8	INT1	Purple	↔	CN2-8	INT1	Purple
CN1-9	INT2	Gray	↔	CN2-9	INT2	Gray
CN1-10	INT0	White	↔	CN2-10	INT0	White



SCIGATE AUTOMATION (S) PTE LTD

No.1 Bukit Batok Street 22 #01-01 Singapore 659592

Tel: (65) 6561 0488

Fax: (65) 6562 0588

Email: sales@scigate.com.sg

Web: www.scigate.com.sg

Business Hours: Monday - Friday 8.30am - 6.15pm